































































































**CAT Scorecard - November 2011**

**Summary**

Directorate	Environmental Cleanliness - Total	Assurance Measures - Total	Clinical Assurance - Total	Staff Knowledge - Total	Total CAT
Business and Development	100.00% 	88.14% 	100.00% 	82.29% 	92.96% 
Cancer Services	99.49% 	90.19% 	99.44% 	91.53% 	95.82% 
Cardiothoracic Services	97.15% 	86.99% 	98.32% 	90.64% 	93.74% 
Children's Services	98.99% 	57.14% 	95.59% 	88.06% 	92.89% 
Clinical Research Facility	95.80% 	100.00% 	100.00% 	100.00% 	98.38% 
Dental Services	97.91% 	94.44% 	100.00% 	87.13% 	95.31% 
ENT	100.00% 	92.41% 	100.00% 	80.14% 	93.94% 
Medicine	98.27% 	90.59% 	98.40% 	92.86% 	95.23% 
Musculoskeletal Services	98.87% 	89.36% 	98.50% 	87.74% 	93.94% 
Neurosciences	99.71% 	93.23% 	98.02% 	89.81% 	95.44% 
Outpatients	100.00% 	100.00% 	100.00% 	100.00% 	100.00% 
Peri-operative & Critical Care FH	97.39% 	85.00% 	100.00% 	81.36% 	90.67% 
Peri-operative & Critical Care RVI	97.54% 	83.64% 	84.34% 	86.57% 	90.00% 
Plastics, Ophthalmology & Dermatology	99.63% 	89.81% 	100.00% 	90.37% 	95.45% 
Radiology	99.22% 	N/A	98.76% 	89.09% 	96.23% 
Surgical Services	98.96% 	87.71% 	98.45% 	95.05% 	95.58% 
Urology and Renal Services	96.50% 	87.73% 	98.94% 	92.87% 	94.61% 
Women's Services	98.82% 	85.83% 	98.33% 	87.75% 	94.06% 
<b>Total</b>	<b>98.39%</b> 	<b>88.51%</b> 	<b>98.19%</b> 	<b>90.22%</b> 	<b>94.54%</b> 






























































































**CAT Scorecard - November 2011**

**Environmental Cleanliness**

Directorate	Matron's Monthly Check	Hand Hygiene Opportunity	Hand Hygiene Technique	Isolation Practice	Mattresses	MRSA Screening	Environmental Cleanliness - Total
Business and Development	100.00%	100.00%	100.00%	N/A	100.00%	100.00%	100.00%
Cancer Services	99.66%	100.00%	100.00%	100.00%	100.00%	92.31%	99.49%
Cardiothoracic Services	96.43%	100.00%	98.48%	72.73%	100.00%	96.72%	97.15%
Children's Services	98.65%	100.00%	100.00%	100.00%	100.00%	93.75%	98.99%
Clinical Research Facility	96.40%	93.75%	93.75%	N/A	N/A	N/A	95.80%
Dental Services	96.14%	100.00%	100.00%	N/A	N/A	N/A	97.91%
ENT	100.00%	100.00%	100.00%	100.00%	100.00%	100.00%	100.00%
Medicine	98.29%	98.09%	98.09%	100.00%	100.00%	96.25%	98.27%
Musculoskeletal Services	99.18%	100.00%	94.12%	100.00%	100.00%	100.00%	98.87%
Neurosciences	100.00%	100.00%	100.00%	100.00%	100.00%	96.67%	99.71%
Outpatients	100.00%	100.00%	100.00%	N/A	N/A	N/A	100.00%
Peri-operative & Critical Care FH	96.97%	100.00%	100.00%	100.00%	100.00%	90.00%	97.39%
Peri-operative & Critical Care RVI	96.98%	100.00%	100.00%	100.00%	100.00%	91.30%	97.54%
Plastics, Ophthalmology & Dermatology	99.47%	100.00%	100.00%	100.00%	100.00%	100.00%	99.63%
Radiology	100.00%	97.73%	97.73%	N/A	N/A	N/A	99.22%
Surgical Services	99.55%	100.00%	100.00%	100.00%	100.00%	87.50%	98.96%
Urology and Renal Services	95.00%	100.00%	100.00%	100.00%	100.00%	100.00%	96.50%
Women's Services	98.80%	98.31%	98.31%	100.00%	100.00%	100.00%	98.82%
<b>Total</b>	<b>98.16%</b>	<b>99.42%</b>	<b>99.04%</b>	<b>97.27%</b>	<b>100.00%</b>	<b>95.91%</b>	<b>98.39%</b>

**CAT Scorecard - November 2011**

**Assurance Measures**

Directorate	Smoking	Braden	Falls	MUST	Discharge & Transfer	End of Life Care	Assurance Measures - Total
Business and Development	100.00% 	100.00% 	100.00% 	57.14% 	93.33% 	N/A	88.14% 
Cancer Services	96.83% 	100.00% 	100.00% 	80.00% 	69.70% 	N/A	90.19% 
Cardiothoracic Services	97.78% 	97.90% 	98.55% 	79.69% 	55.56% 	N/A	86.99% 
Children's Services	N/A	N/A	N/A	N/A	57.14% 	N/A	57.14% 
Clinical Research Facility	100.00% 	N/A	N/A	N/A	N/A	N/A	100.00% 
Dental Services	93.69% 	N/A	N/A	N/A	100.00% 	N/A	94.44% 
ENT	100.00% 	100.00% 	100.00% 	80.00% 	88.00% 	N/A	92.41% 
Medicine	97.62% 	96.49% 	100.00% 	86.38% 	68.69% 	100.00% 	90.59% 
Musculoskeletal Services	93.65% 	94.44% 	100.00% 	83.87% 	70.45% 	N/A	89.36% 
Neurosciences	100.00% 	100.00% 	100.00% 	79.59% 	90.00% 	N/A	93.23% 
Outpatients	100.00% 	N/A	N/A	N/A	N/A	N/A	100.00% 
Peri-operative & Critical Care FH	94.44% 	100.00% 	85.71% 	N/A	33.33% 	N/A	85.00% 
Peri-operative & Critical Care RVI	100.00% 	91.43% 	92.11% 	N/A	29.41% 	N/A	83.64% 
Plastics, Ophthalmology & Dermatology	95.10% 	100.00% 	100.00% 	79.66% 	78.57% 	N/A	89.81% 
Radiology	N/A	N/A	N/A	N/A	N/A	N/A	N/A
Surgical Services	94.74% 	100.00% 	100.00% 	85.71% 	40.00% 	N/A	87.71% 
Urology and Renal Services	97.92% 	96.97% 	94.87% 	76.39% 	69.01% 	N/A	87.73% 
Women's Services	91.74% 	98.11% 	100.00% 	78.57% 	62.50% 	N/A	85.83% 
<b>Total</b>	<b>96.33%</b> 	<b>97.64%</b> 	<b>98.68%</b> 	<b>82.28%</b> 	<b>66.34%</b> 	<b>100.00%</b> 	<b>88.51%</b> 

**CAT Scorecard - November 2011**

**Clinical Assurance**

Directorate	Urinary Catheter Care	Peripheral Cannula	Central Venous Catheters	Renal	Patient Perception	Theatres	MEWS	Clinical Assurance - Total
Business and Development	N/A	100.00%	N/A	N/A	100.00%	N/A	100.00%	100.00%
Cancer Services	100.00%	100.00%	100.00%	N/A	99.24%	N/A	100.00%	99.44%
Cardiothoracic Services	100.00%	98.25%	92.23%	N/A	99.60%	100.00%	97.78%	98.32%
Children's Services	100.00%	100.00%	96.23%	100.00%	96.79%	N/A	91.54%	95.59%
Clinical Research Facility	N/A	N/A	N/A	N/A	100.00%	N/A	N/A	100.00%
Dental Services	N/A	100.00%	N/A	N/A	100.00%	N/A	N/A	100.00%
ENT	N/A	100.00%	N/A	N/A	100.00%	N/A	100.00%	100.00%
Medicine	100.00%	100.00%	N/A	N/A	99.18%	N/A	96.27%	98.40%
Musculoskeletal Services	100.00%	100.00%	N/A	N/A	100.00%	N/A	93.90%	98.50%
Neurosciences	92.86%	100.00%	100.00%	N/A	100.00%	93.33%	94.25%	98.02%
Outpatients	N/A	N/A	N/A	N/A	100.00%	N/A	N/A	100.00%
Peri-operative & Critical Care FH	100.00%	100.00%	100.00%	100.00%	100.00%	100.00%	N/A	100.00%
Peri-operative & Critical Care RVI	100.00%	100.00%	96.00%	N/A	N/A	66.67%	N/A	84.34%
Plastics, Ophthalmology & Dermatology	100.00%	100.00%	N/A	N/A	100.00%	100.00%	100.00%	100.00%
Radiology	N/A	N/A	N/A	N/A	98.76%	N/A	N/A	98.76%
Surgical Services	100.00%	100.00%	100.00%	N/A	100.00%	50.00%	100.00%	98.45%
Urology and Renal Services	100.00%	100.00%	100.00%	N/A	98.38%	N/A	100.00%	98.94%
Women's Services	100.00%	100.00%	100.00%	N/A	99.75%	N/A	91.67%	98.33%
<b>Total</b>	<b>99.47%</b>	<b>99.76%</b>	<b>95.86%</b>	<b>100.00%</b>	<b>99.30%</b>	<b>76.77%</b>	<b>96.55%</b>	<b>98.19%</b>

**CAT Scorecard - November 2011**

**Staff Knowledge**

Directorate	Falls	Braden	MUST	Urinary Catheter Care	Aseptic None Touch Technique	Central Venous Catheters	Infection Prevention and Control	Flexiscopes	Ventilators	Staff Knowledge - Total
Business and Development	100.00%	100.00%	33.33%	100.00%	73.33%	N/A	91.67%	N/A	N/A	82.29%
Cancer Services	100.00%	100.00%	66.67%	100.00%	90.00%	N/A	93.75%	N/A	N/A	91.53%
Cardiothoracic Services	96.67%	100.00%	66.67%	93.06%	91.25%	85.96%	92.36%	91.67%	100.00%	90.64%
Children's Services	N/A	N/A	N/A	80.56%	89.52%	92.59%	91.27%	50.00%	100.00%	88.06%
Clinical Research Facility	N/A	N/A	N/A	N/A	100.00%	N/A	100.00%	N/A	N/A	100.00%
Dental Services	N/A	N/A	N/A	100.00%	77.14%	N/A	94.84%	N/A	N/A	87.13%
ENT	100.00%	100.00%	66.67%	66.67%	75.56%	N/A	88.89%	N/A	N/A	80.14%
Medicine	100.00%	92.55%	74.64%	97.55%	91.11%	N/A	97.22%	N/A	N/A	92.86%
Musculoskeletal Services	100.00%	87.50%	72.22%	97.92%	84.44%	N/A	89.81%	N/A	N/A	87.74%
Neurosciences	100.00%	100.00%	62.96%	95.83%	85.56%	N/A	93.52%	N/A	N/A	89.81%
Outpatients	N/A	N/A	N/A	N/A	100.00%	N/A	100.00%	N/A	N/A	100.00%
Peri-operative & Critical Care FH	100.00%	100.00%	N/A	100.00%	77.78%	100.00%	62.96%	87.50%	100.00%	81.36%
Peri-operative & Critical Care RVI	100.00%	80.00%	N/A	84.52%	85.71%	100.00%	84.92%	92.86%	81.25%	86.57%
Plastics, Ophthalmology & Dermatology	100.00%	100.00%	66.67%	92.86%	90.30%	N/A	91.92%	N/A	N/A	90.37%
Radiology	N/A	N/A	N/A	N/A	89.33%	N/A	88.89%	N/A	N/A	89.09%
Surgical Services	100.00%	100.00%	73.91%	96.67%	95.15%	100.00%	98.48%	100.00%	N/A	95.05%
Urology and Renal Services	83.33%	97.22%	66.67%	98.81%	93.33%	100.00%	95.56%	N/A	N/A	92.87%
Women's Services	100.00%	96.67%	66.67%	84.52%	86.67%	100.00%	88.89%	N/A	N/A	87.75%
<b>Total</b>	<b>97.75%</b>	<b>96.32%</b>	<b>69.62%</b>	<b>92.18%</b>	<b>88.46%</b>	<b>93.06%</b>	<b>92.77%</b>	<b>90.54%</b>	<b>95.31%</b>	<b>90.22%</b>

## CAT Scorecard - November 2011

### Resource

Directorate	% Staff Registered	Staff Turnover	Sickness Absence	Vacancy Rate	Bank & Overtime Usage	Pay Over/Under Spend
Business and Development	60%	7.7% ●	1.2% ●	24.5%	38.4%	£ 21,048
Cancer Services	73%	7.0% ●	4.7% ●	8.1%	5.2%	£ 18,730
Cardiothoracic Services	84%	5.9% ●	4.2% ●	7.0%	1.8%	£ 115,672
Children's Services	80%	9.4% ●	5.3% ●	13.3%	3.9%	-£ 269,186
Clinical Research Facility	93%	#N/A	#N/A	18.1%	3.6%	-£ 87,219
Dental Services	48%	#N/A	#N/A	1.8%	0.0%	£ 2,508
ENT	66%	4.3% ●	2.8% ●	8.2%	6.0%	£ 18,558
Medicine	61%	7.1% ●	4.8% ●	9.1%	6.9%	£ 518,948
Musculoskeletal	59%	10.2% ●	8.3% ●	21.4%	10.8%	£ 177,774
Neurosciences	68%	11.4% ●	4.6% ●	18.7%	8.0%	£ 36,406
Outpatients	58%	4.3% ●	2.3% ●	0.8%	0.2%	£ 17,404
Peri-operative & Critical Care FH	84%	6.3% ●	3.7% ●	27.6%	0.8%	£ 220,787
Peri-operative & Critical Care RVI	83%	6.2% ●	5.4% ●	8.8%	1.0%	£ 196,749
Plastics, Ophthalmology & Dermatology	75%	9.3% ●	4.2% ●	11.0%	4.4%	£ 340
Radiology	70%	25.0% ●	0.5% ●	10.1%	6.2%	-£ 5,070
Surgical Services	70%	6.5% ●	2.8% ●	10.9%	6.6%	-£ 20,761
Urology and Renal Services	76%	2.9% ●	4.9% ●	9.3%	3.0%	£ 193,899
Women's Services	80%	8.6% ●	4.4% ●	11.0%	2.0%	-£ 166,889
<b>Total All</b>	<b>75%</b>	<b>7.3% ●</b>	<b>4.6% ●</b>	<b>11.6%</b>	<b>4.1%</b>	<b>£ 989,699</b>